



SPES BEAM TABLES

How to read them

Abstract

Information on predicted SPES Beam Tables are given, matched with some more information on SPES scheduled phases and major technical hypothesis on the Target/Sources and ALPI transportation system.

SPES Scientific Support
gramegna@lnl.infn.it valiente@lnl.infn.it



BEAM TABLES: How to read them

New **Beam Intensity Tables** have been created to provide information to **SPES USERS** on the predicted values for non-accelerated and accelerated beams in the various SPES stages:

SPES Phase 1 will work with **5 μ A** proton current and only **UCx** target.

SPES Phase 2 will work with up to **200 μ A** proton current on **SiC** and **B4C** targets.

SPES Phase 3 will work with up to **200 μ A** proton current on all targets (**mainly UCx**).

For this reason a number of different **TABLES** have been prepared:

- one *general* TABLE
 - **BEAM_SPES_ALL** which list all possible beams which will be available @SPES, both low energy (40 keV) and re-accelerated.
- two *1st day* TABLES
 - **1st_day_UCx_5 μ A** which list all possible beams available in the 1st SPES phase with **reduced proton current**
 - **1st_day_light_beams** which list all possible beams available in the 2nd SPES phase with up to **200 μ A** proton current on **SiC and B₄C targets**
- a *4th* TABLE
 - **UCx_200 μ A** which list all possible beams available in the 3rd SPES phase with full proton current on UCx – in this case **only n-rich from fission and accelerated beams with I > 10⁴** are listed in this case.

SPES SCIENTIFIC SUPPORT

Judilka Bermudez (bermudez@lnl.infn.it) - Fabiana Gramegna (gramegna@lnl.infn.it) –

Jose Javier Valiente Dobon (valiente@lnl.infn.it)



In those **TABLES**:

- ✓ column **F & G** refers respectively to *non accelerated* and *post accelerated* intensities (with a proton current of **200 μ A** in all TABLES **except** Table **1st_day_UCx_5 μ A** for which the proton current is **5 μ A**)
- ✓ column **H & I** refers respectively to *non accelerated* and *post accelerated* intensities with a proton current of **5 μ A** **only** in TABLES **BEAM_SPES_ALL** and **1st_day_light_beams**.
- ✓ column **J** in TABLES **BEAM_SPES_ALL** or **1st_day_light_beams** and column **L** in TABLE **1st_day_UCx_5 μ A** or **UCx_200 μ A**: *legenda* →
 - ▲ * **Feasible** but possible reduction of Max Energy
→ **Max Intensity vs. Max Energ to be defined**
 - ** **Feasible**
 - *** **Feasible** with higher RFQ field
 - **** **Feasible** with possible lowering in intensity

SPES SCIENTIFIC SUPPORT

Judilka Bermudez (bermudez@lnl.infn.it) - Fabiana Gramegna (gramegna@lnl.infn.it) -

Jose Javier Valiente Dobon (valiente@lnl.infn.it)



Target & Beam selection options

1. Target/Source Systems:

- ✓ With the **Plasma Ion Source** (PIS – FEBIAD), beams of **almost all isotopes** can be **easily produced** but this resulting beams will be **contaminated** due to the low selectivity of the PIS ionization source. Information on the **kind & relative intensities** expected of **contaminants** can be obtained asking specific information to the **SPES Scientific Support** group (gramegna@lnl.infn.it, valiente@lnl.infn.it). Evaluation of the contaminants for the most requested beams is in progress taking into account **relative efficiencies, lifetimes etc.** & will be published on request.
- ✓ With the **Laser Ion Source** (LIS) → **developments** are needed for each isotope. The first developments will be devoted to the **Sn isotopes** and **Ge beams** will be studied as a second step.
However, USERS requirements will determine the **final scheduling priorities** of new developments. Typically, **one or two years** may be needed to develop **new beams**.
- ✓ When using **SIS** or **LIS** sources, the **Cs** and **Rb contaminants** are always present unless the HRMS is used. This contamination may be discriminated by the **Wien Filter + Dipole** or (more likely) by the **Medium mass spectrometer (MRMS)**, when **selecting a region** far from the Cs and Rb masses (for example Ge, Zn, Cu). In all the other cases the contamination have to be evaluated (see PIS source).
- ✓ It has to be noted that, in order to enhance the efficiencies of the source, **current developments on Surface Ion Sources** are under study:
 - use of Rhenium in the SIS to **enhance** the **ionization efficiencies** for the desired isotopes is foreseen
 - on the contrary this is not the case of **LIS**, where the ionization efficiencies of unwanted isotopes has to be minimized.

SPES SCIENTIFIC SUPPORT

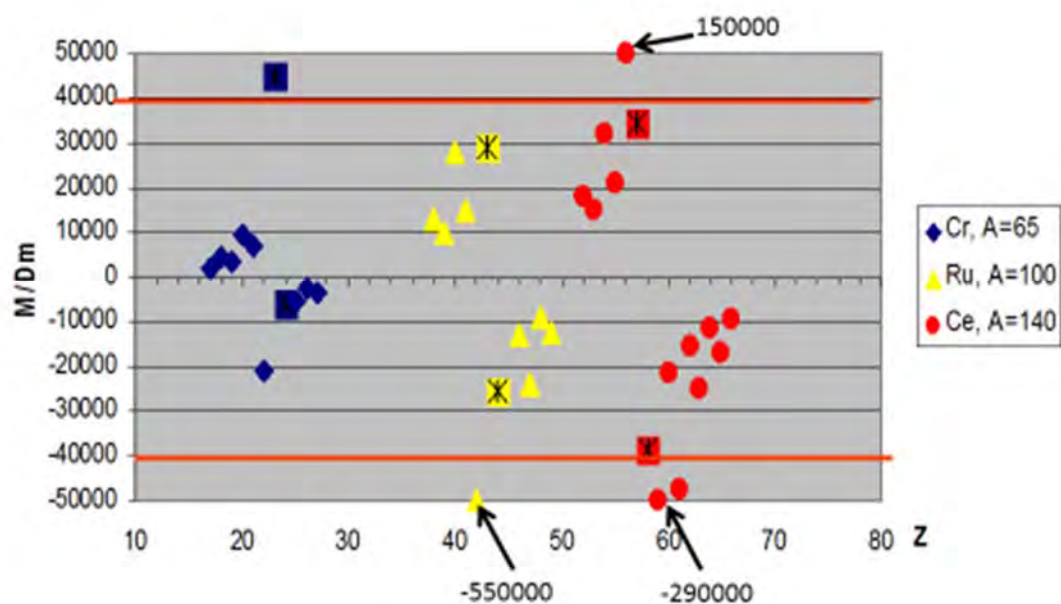
Judilka Bermudez (bermudez@lnl.infn.it) - Fabiana Gramegna (gramegna@lnl.infn.it) –

Jose Javier Valiente Dobon (valiente@lnl.infn.it)



2. Mass Spectrometers:

- ✓ To reduce the contaminants the **High Resolution Mass Spectrometer** ($\Delta M/M \sim 1/20000$) should be used: this may be, for the moment, a second priority.
- ✓ The **HRMS** may introduce a **reduction in the final exotic beam current**. In some specific cases, depending on the **requested purity**, this reduction may reach one order of magnitude. It is therefore necessary to verify and evaluate for each experiment the optimal situation: either **more intensity** but **more contamination** (needs of **experimental tagging**), or **less intensity** but **higher purity** → to be evaluated on **specific cases**.
- ✓ The **MRMS** ($\Delta M/M \sim 1/2000$) is mainly used to clean from **Charge Breeder contaminations**, which are generally far away from the desired mass isotope (mainly C, O, N): normally the needed $\Delta M/M$ for **effective RIBs selections** are larger than 3000 up to values of 40000 or even more: some examples are shown in Fig. 1.



Despite a mass resolving power of 30.000 seems enough, it is more conservative to achieve higher values to reduce the tails of contaminant with higher yields

SPES SCIENTIFIC SUPPORT

Judilka Bermudez (bermudez@lnl.infn.it) - Fabiana Gramegna (gramegna@lnl.infn.it) -

Jose Javier Valiente Dobon (valiente@lnl.infn.it)



Transport System

- In order to efficiently transport the RIBS, with the present **ALPI** configuration and the **RFQ Injector** design, the **optimum value** in terms of the **A/q** parameter is between 4 and 7:
 - ✓ Some of the listed isotopes cannot reach this optimal **A/q value range** yet: this may influence the **max intensity and/or max energy** tabulated for such elements; due to the present **RFQ design**, which is well matched with the present configuration of **the magnets** in ALPI. **This limit is especially true for values A/q > 7.5** (● **** *Feasible with possible lowering in intensity*);
 - ✓ In case of **A/q < 4** (▲ * *Feasible but possible reduction of Max Energy*) the accelerator parameters are more easily adjusted (for example lowering the RFQ power and/or diminishing the ALPI magnetic field values). Possible losses in beam intensities and/or maximum energy values should be **taken into account** and **specifically evaluated** in this case, due to non-optimum matching with the Charge Breeder.
 - ✓ **Experimental values (**)** in the **q+ 2014** columns in the TABLES means **q+ values** obtained with **test on stable isotopes**.
 - ✓ The **A/q value** indicated in the **Tables** (& consequently the **Maximum Beam Energy** available for that isotope) **is an estimate** of the **most probable q+ value** within the obtainable **charge distribution**. It will be generally possible, therefore, to select a **larger q+** but with a **smaller probability charge state**: as a consequence a following **reduction** of the final intensity value is expected. This topic can be evaluated together with the **SPES accelerator people** according to specific needs of **USERS**.
- **Evaluation** on the **production yields** are in progress concerning some of the lighter targets (SiC or B₄C). At present the **yields** reported on the **Table** have been obtained from **ORNL-HRIBF available currents**.
- Only **~10**4 p/s** (**green** cell color in the Table) have to be considered to be **available** as **re-accelerated beams**, at least for the **first SPES phases**. Some years of training are needed to be able to transport more feeble beams along ALPI.

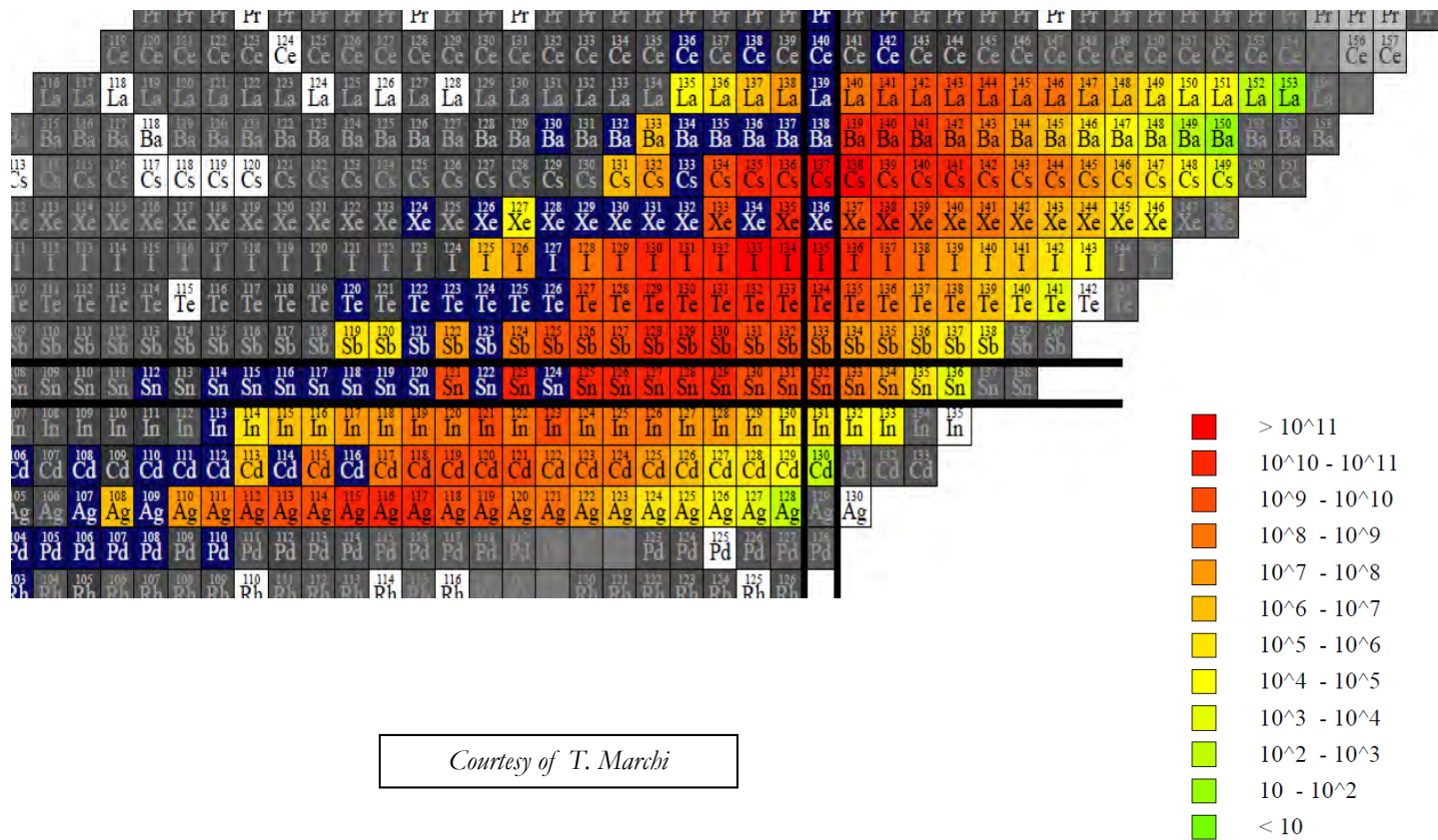
SPES SCIENTIFIC SUPPORT

Judilka Bermudez (bermudez@lnl.infn.it) - Fabiana Gramegna (gramegna@lnl.infn.it) -

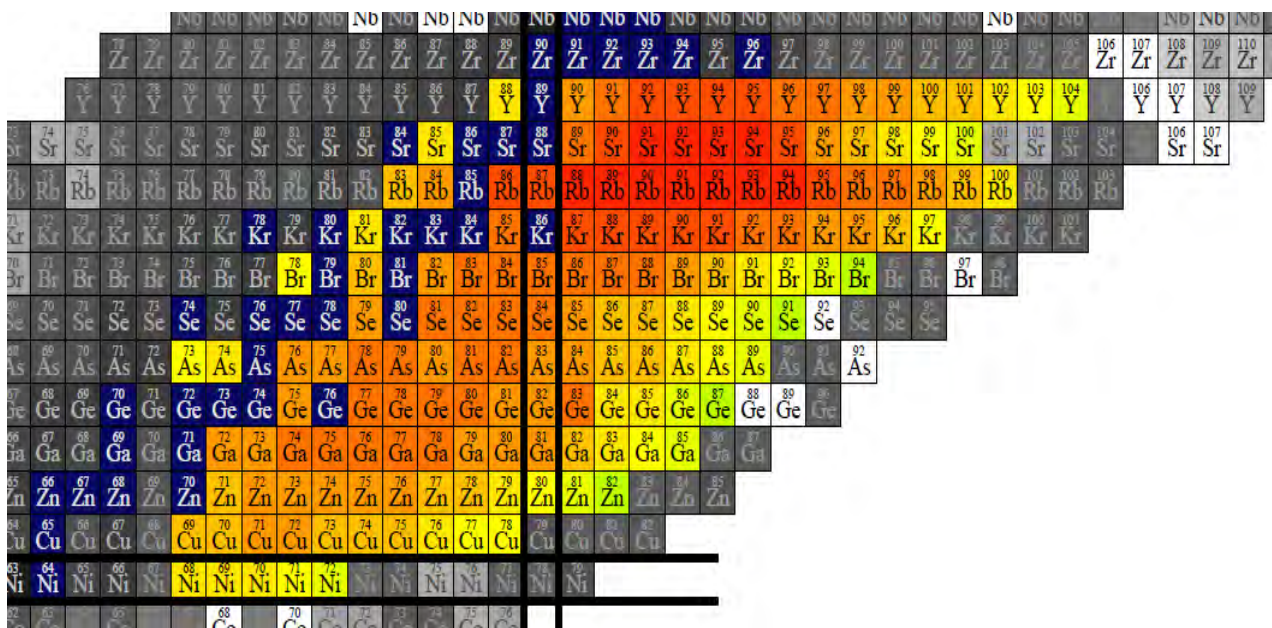
Jose Javier Valiente Dobon (valiente@lnl.infn.it)



SPES beam intensities (fission on UCx) after the Ion-Source (1^+)



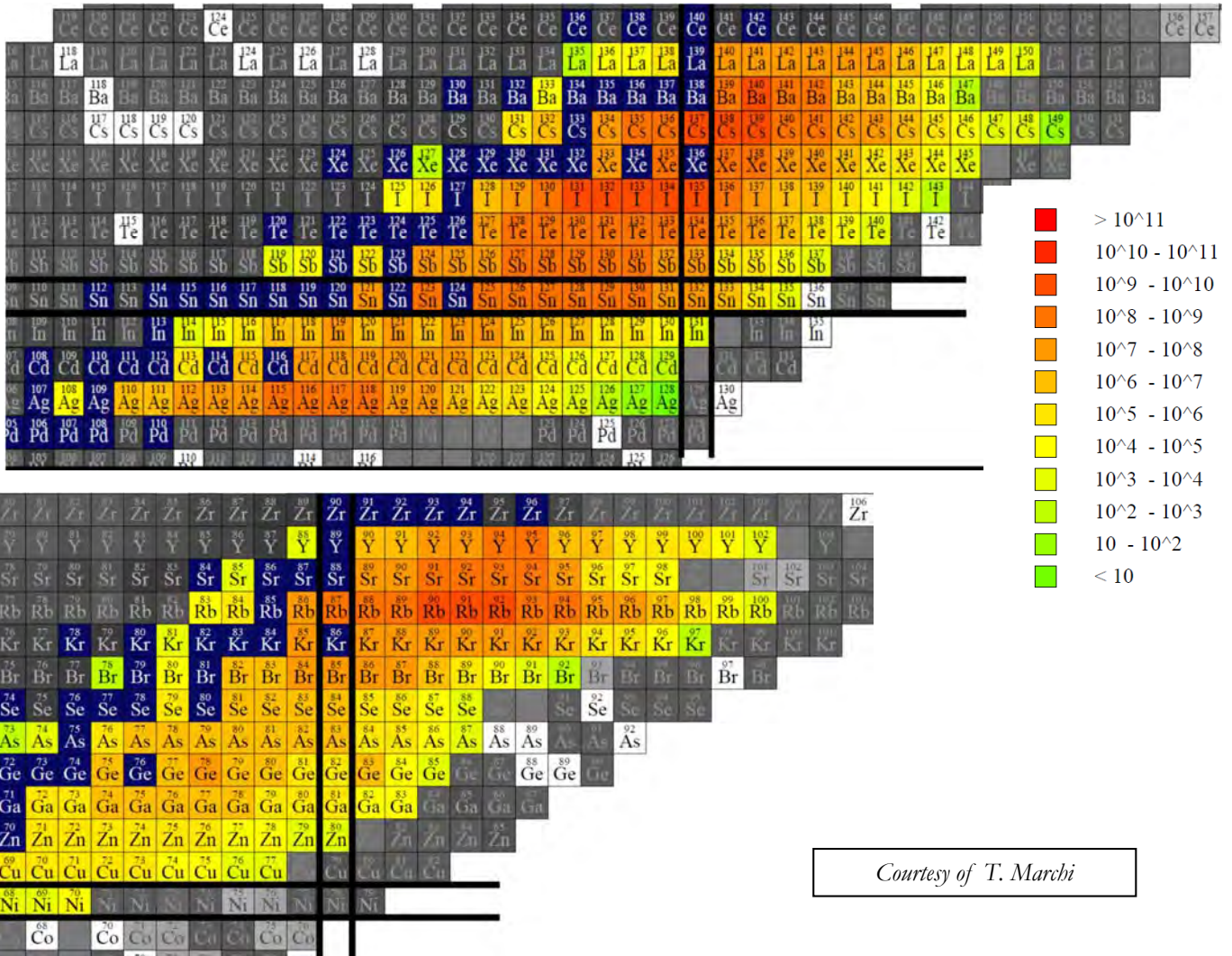
Courtesy of T. Marchi



SPES SCIENTIFIC SUPPORT
 Judilka Bermudez (bermudez@lnl.infn.it) - Fabiana Gramegna (gramegna@lnl.infn.it) -
 Jose Javier Valiente Dobon (valiente@lnl.infn.it)



SPES beam intensities (fission on UCx) after re-acceleration (q+)



Courtesy of T. Marchi

Prepared by:

The Spes Scientific Support group:
J.Bermudez, F. Gramegna, J.J. Valiente Dobon

Discussed with:

The SPES Accelerator Division and SPES coordinators
A. Andrichetto, M. Comunian, E. Fagotti, A. Galatà, A. Monetti, A. Pisent,
L. Calabretta
and the SPES coordinators
G. Prete and G. Bisoffi

SPES SCIENTIFIC SUPPORT

Judilka Bermudez (bermudez@lnl.infn.it) - Fabiana Gramegna (gramegna@lnl.infn.it) -
Jose Javier Valiente Dobon (valiente@lnl.infn.it)